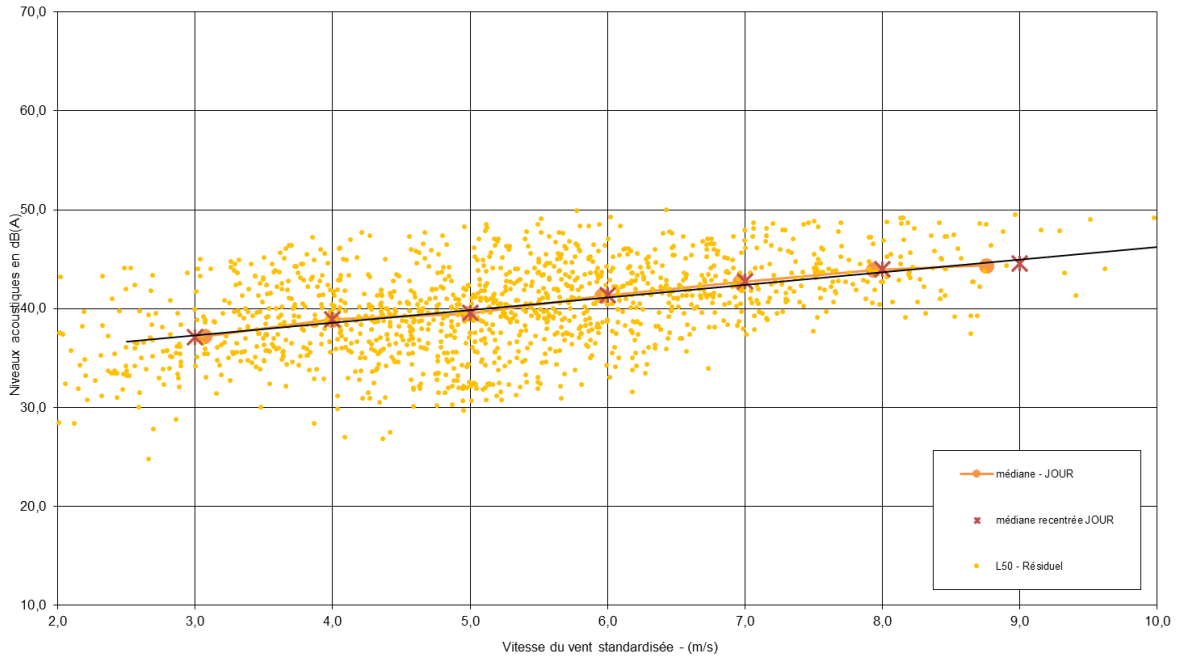
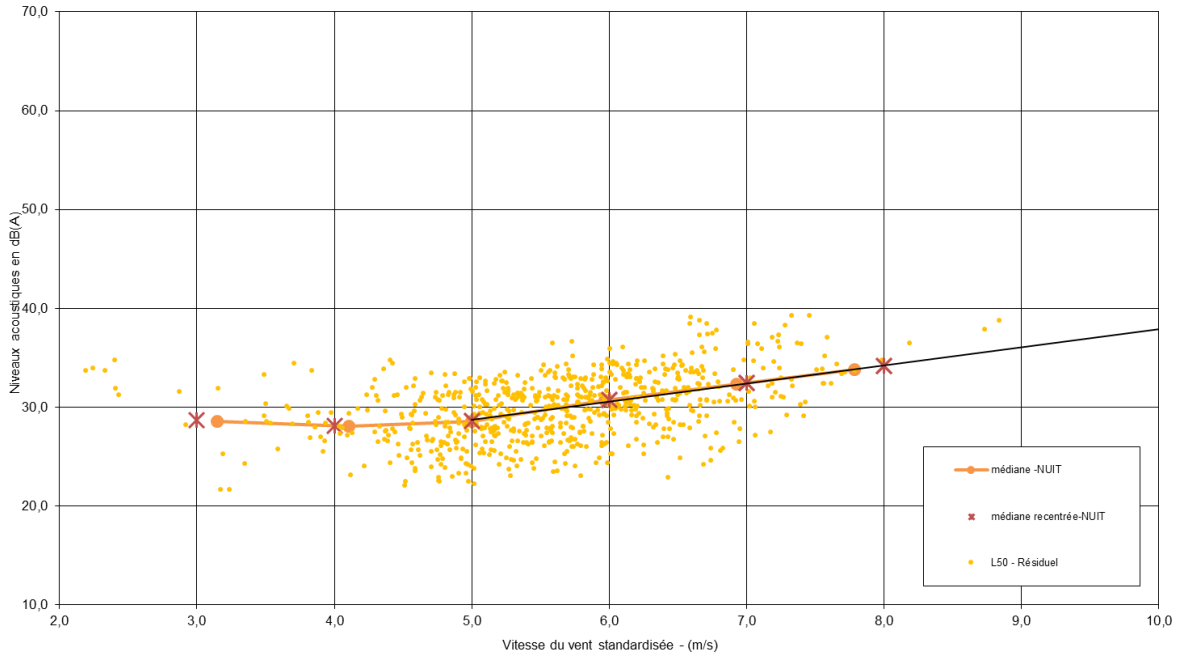


Direction Sud-Ouest

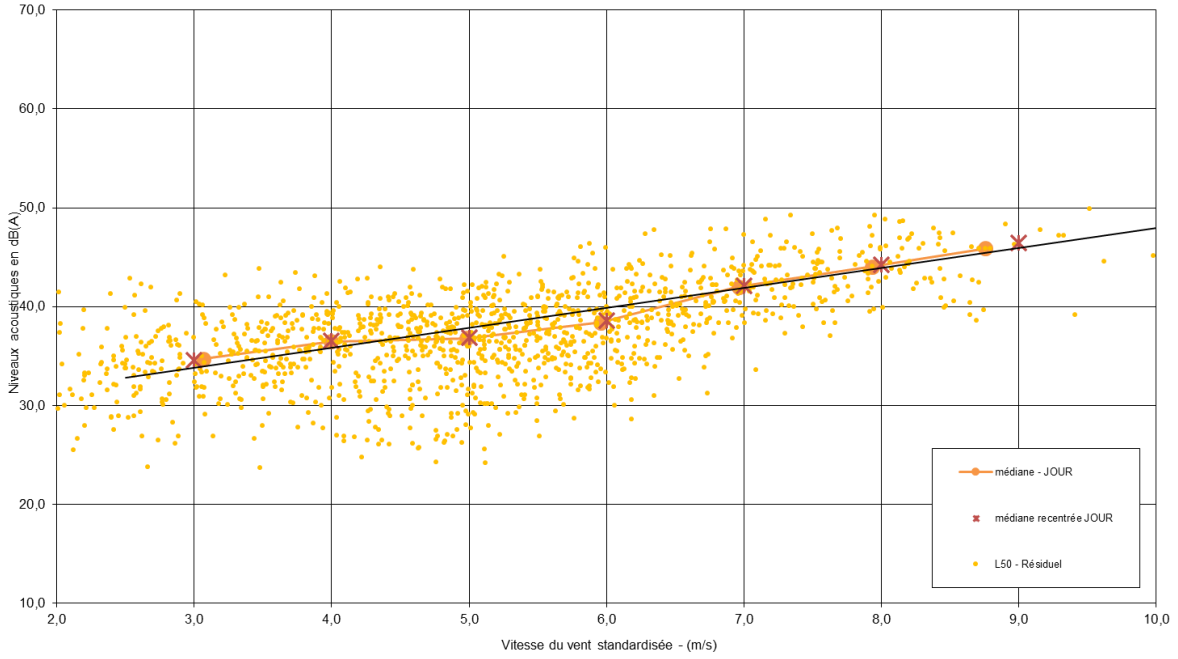
PF1 - La Salle Guibert - Période de Jour (7h-22h)



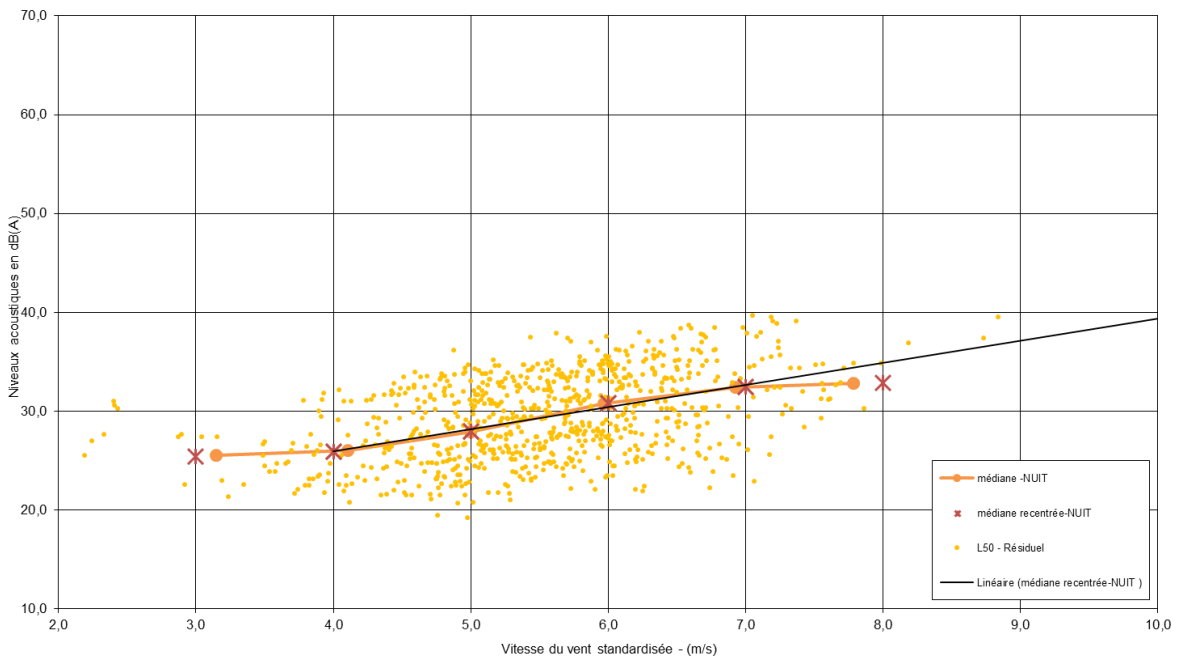
PF1 - La Salle Guibert - Période de Nuit (22h-7h)



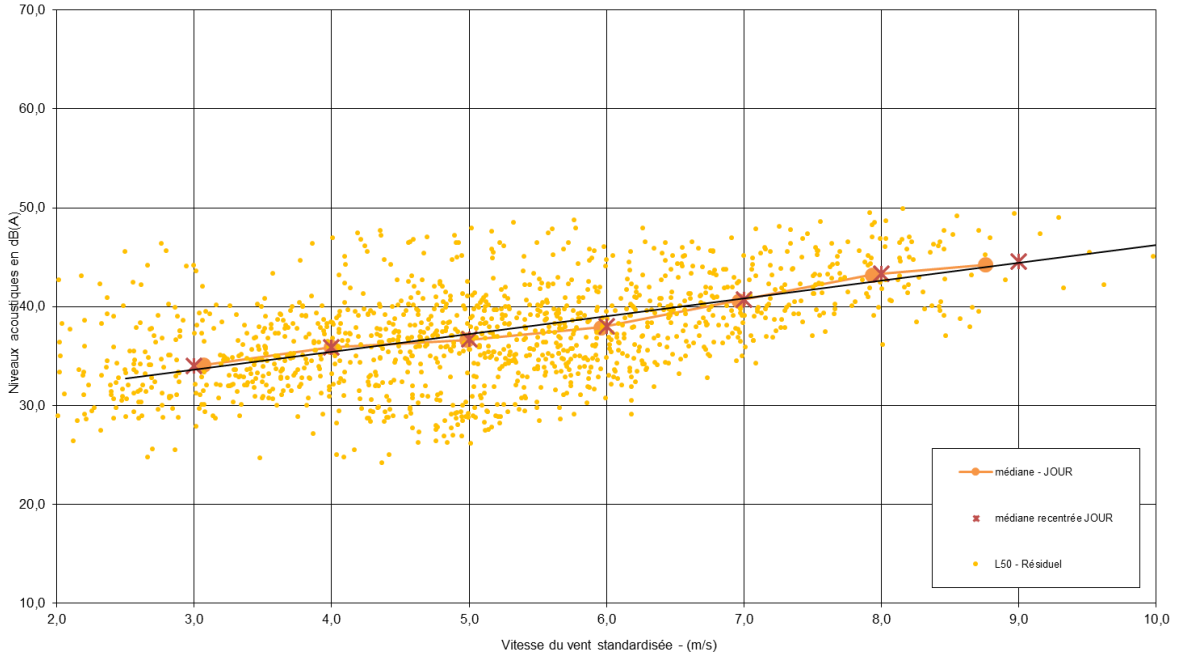
PF2 - Champeau - Période de Jour (7h-22h)



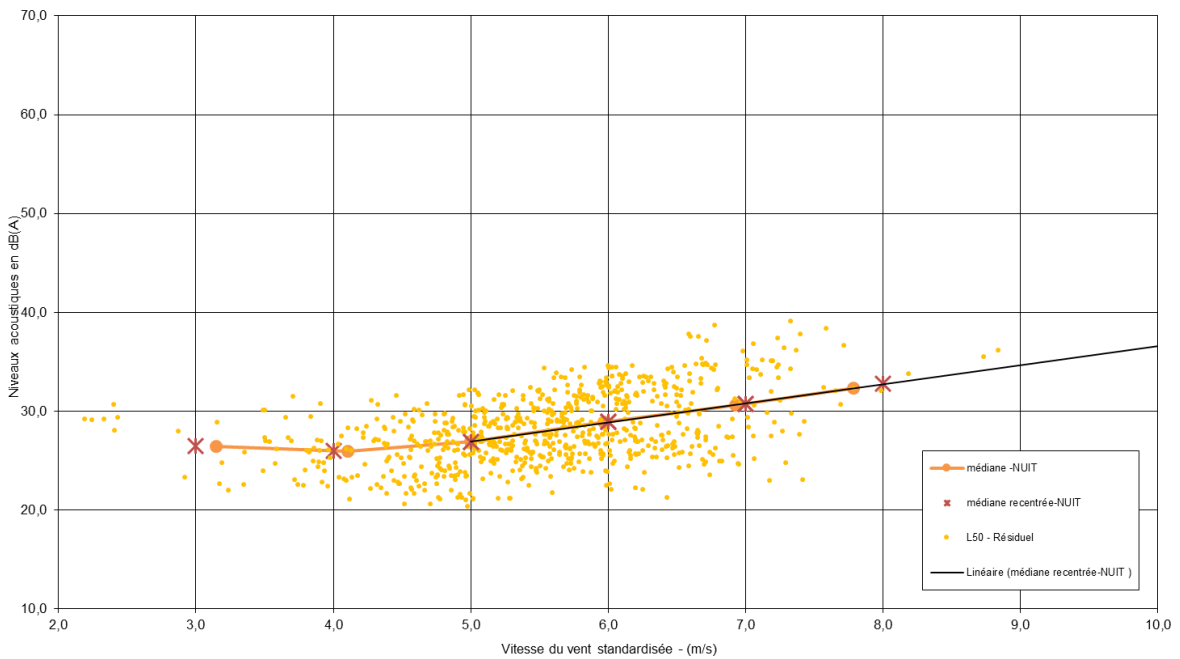
PF2 - Champeau - Période de Nuit (22h-7h)



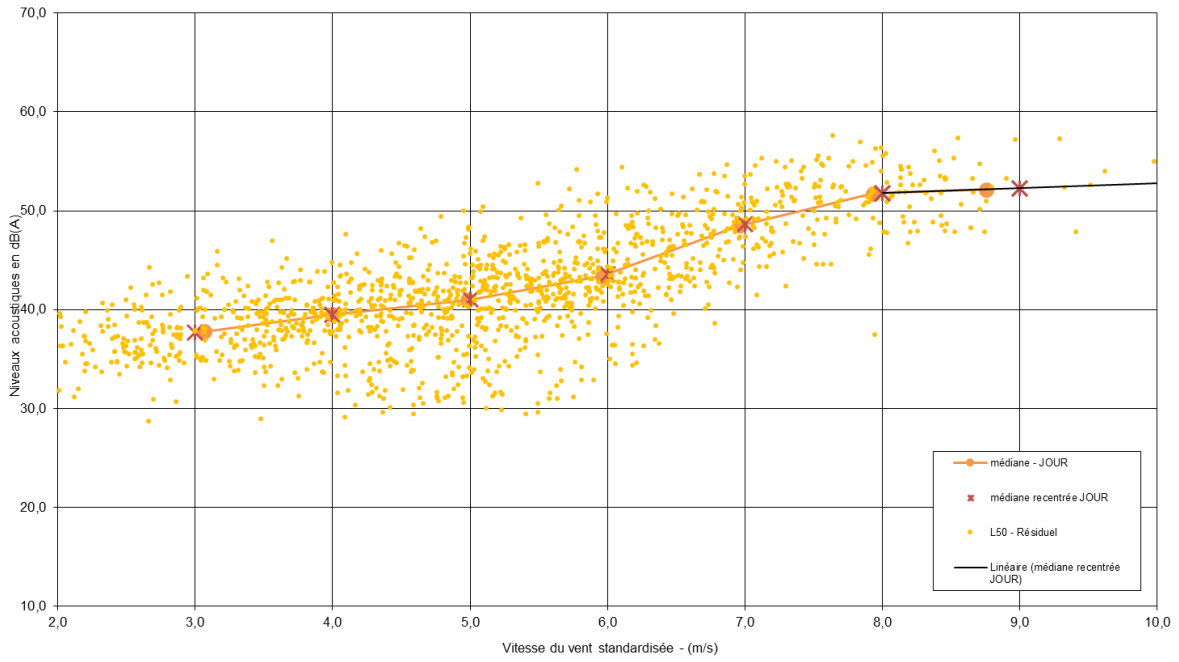
PF3 - La Madouère - Période de Jour (7h-22h)



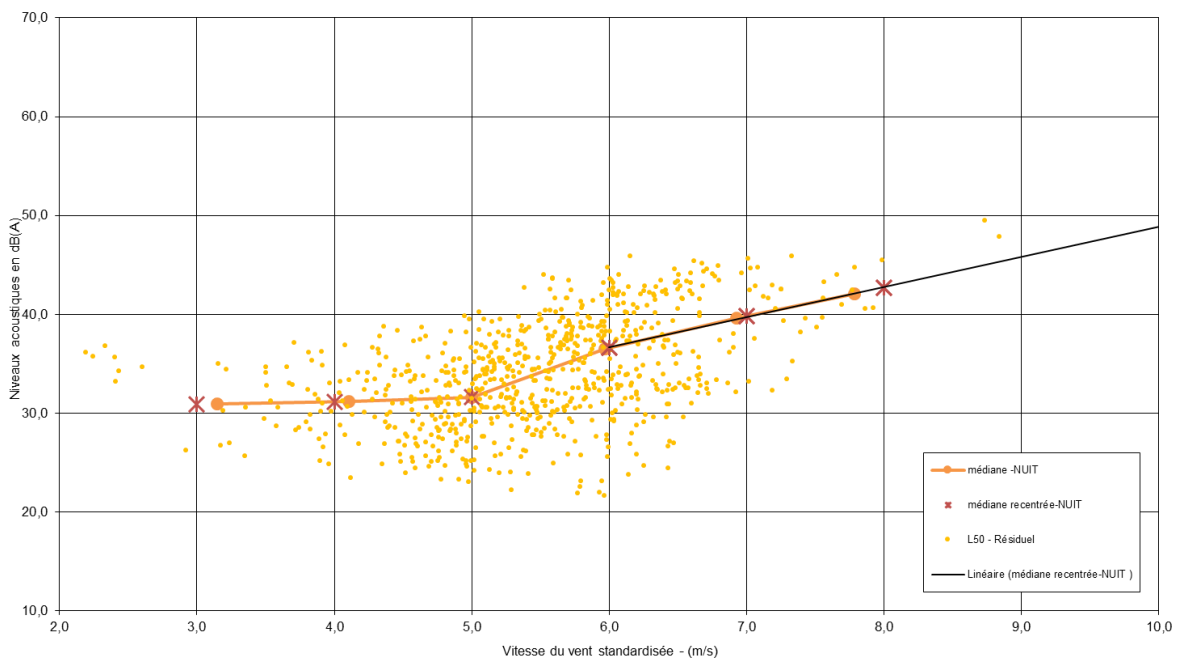
PF3 - La Madouère - Période de Nuit (22h-7h)



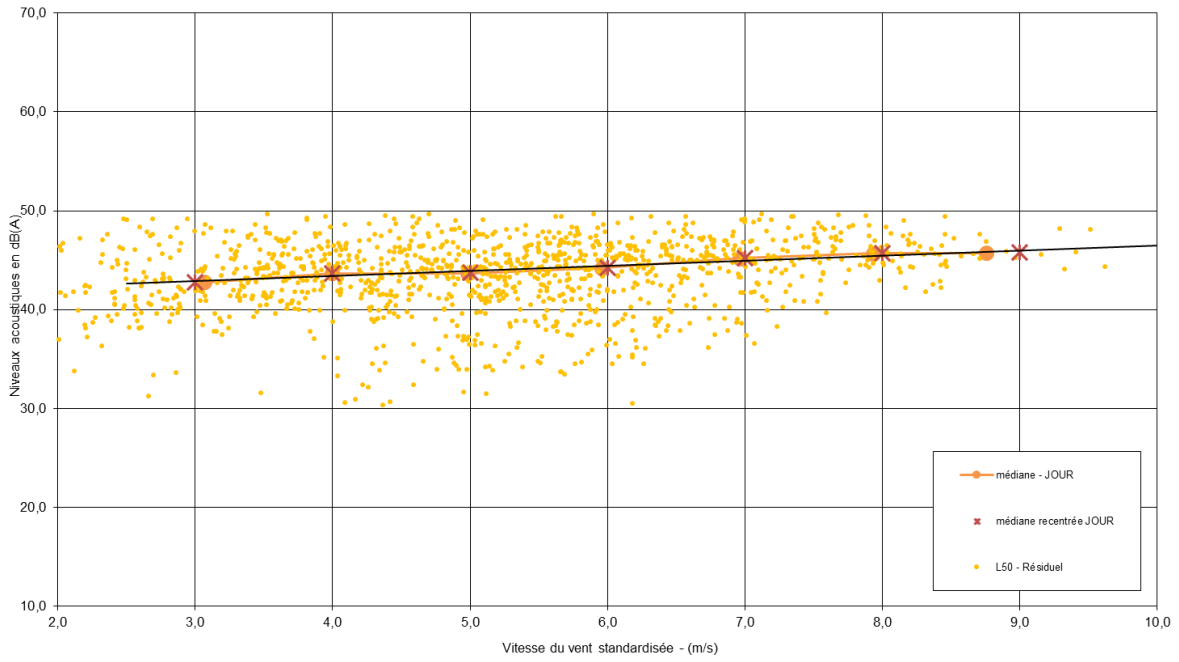
PF4 - Haut Sourches - Période de Jour (7h-22h)



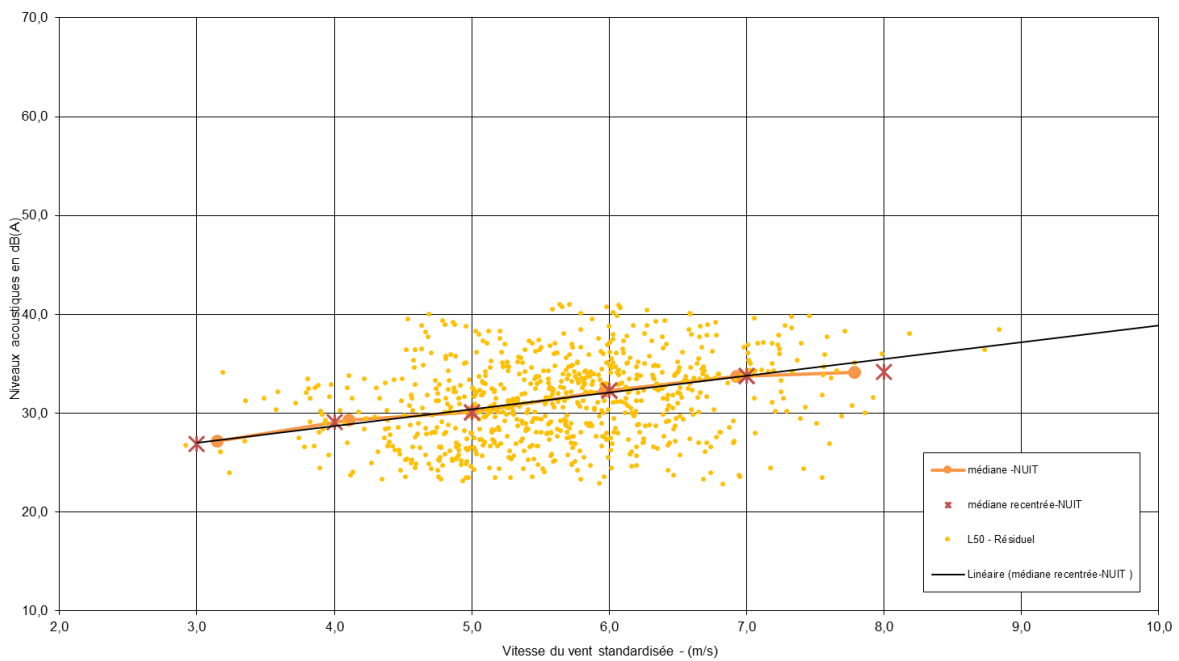
PF4 - Haut Sourches - Période de Nuit (22h-7h)



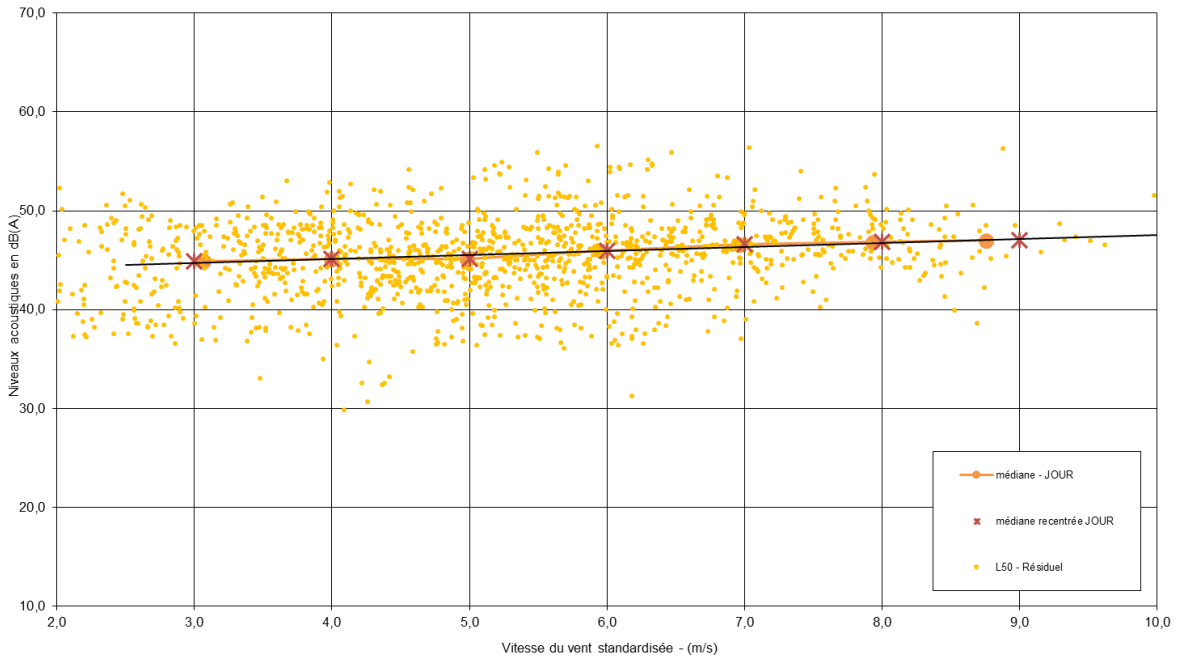
PF5 - Le Marais Bodin - Période de Jour (7h-22h)



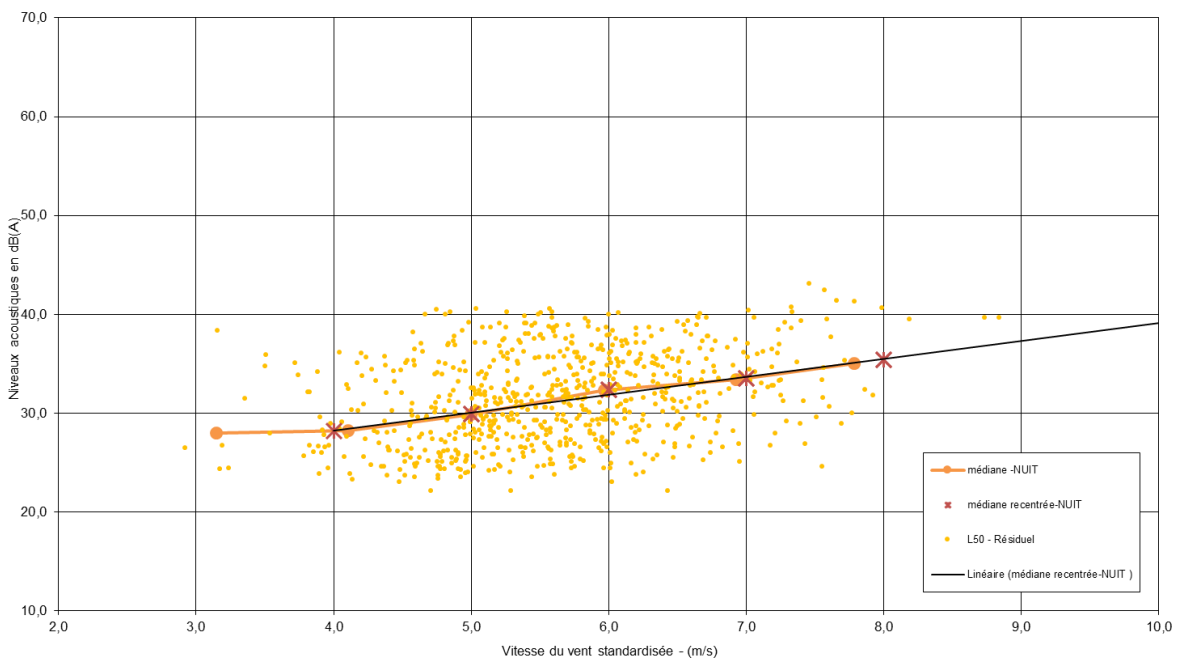
PF5 - Le Marais Bodin - Période de Nuit (22h-7h)



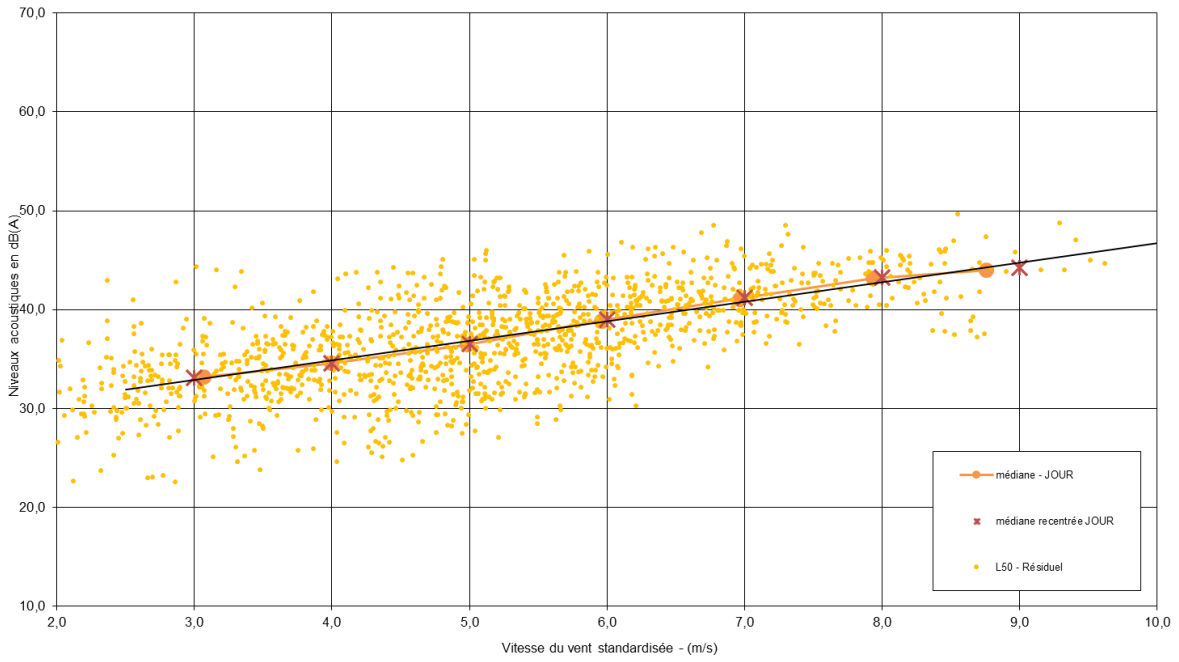
PF6 - La Martinière - Période de Jour (7h-22h)



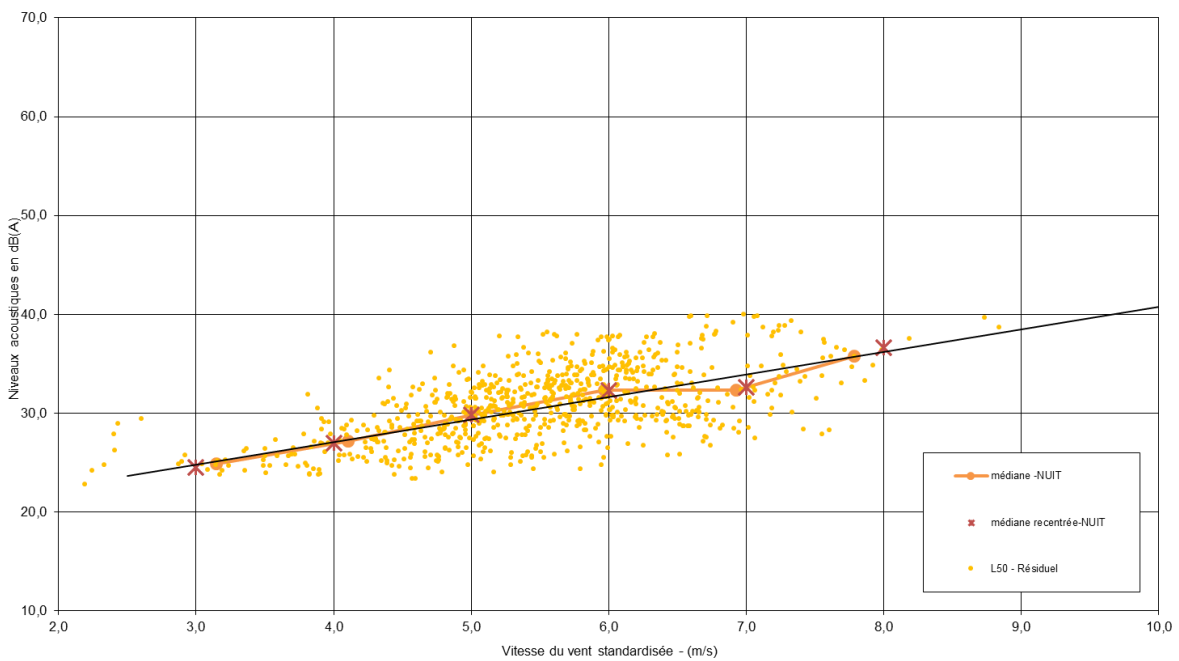
PF6 - La Martinière - Période de Nuit (22h-7h)



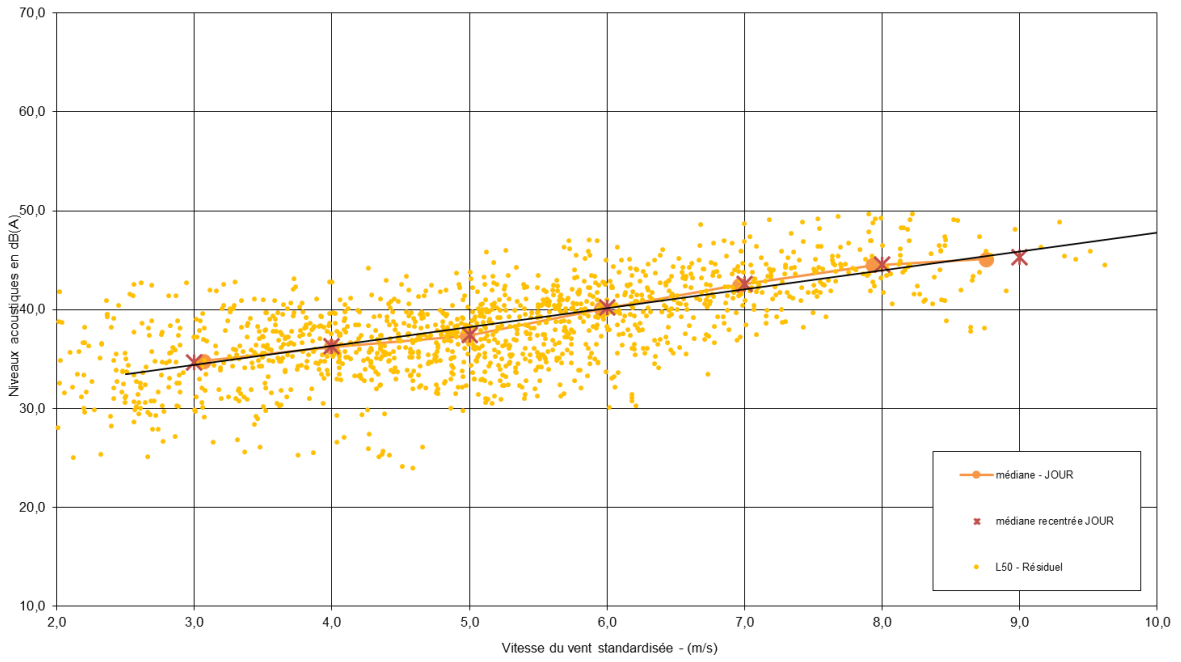
PF7 - La Nousilière - Période de Jour (7h-22h)



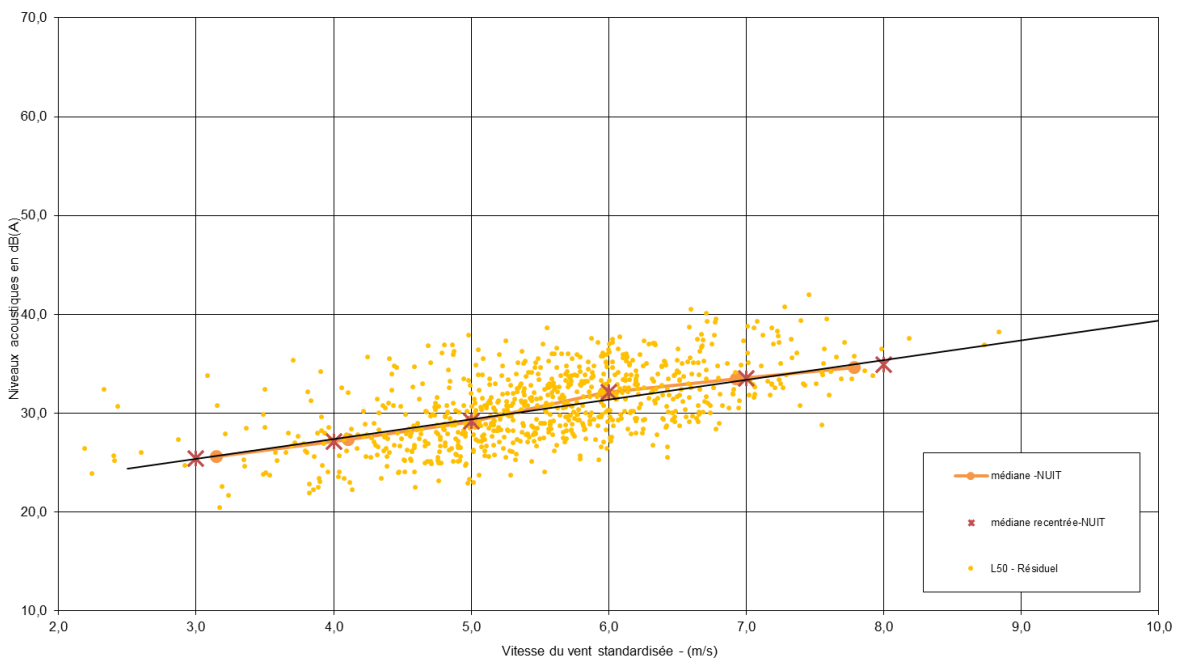
PF7 - La Nousilière - Période de Nuit (22h-7h)



PF8 - Le Coudray - Période de Jour (7h-22h)



PF8 - Le Coudray - Période de Nuit (22h-7h)



ANNEXE N°2 : DONNEES DES EMISSIONS SONORES

Classification: Internal Purpose



Octave sound power levels

Nordex N149/5.X

© Nordex Energy GmbH, Langenhorner Chaussee 600, D-22419 Hamburg, Germany
All rights reserved. Observe protection notice ISO 16016.

F008_275_A14_EN

Revision 01, 2019-08-30

1/80

Mode 0

Standardized wind speed [m/s]	hub height 125 m			hub height 145 m		
	apparent sound power level [dB(A)]		hub height wind speed [m/s]	apparent sound power level [dB(A)]		hub height wind speed [m/s]
	L_{WA} (w/o STE)	L_{WA} (with STE)	v_H	L_{WA} (w/o STE)	L_{WA} (with STE)	v_H
v_s						
3.0	96.0	94.0	4.4	96.0	94.0	4.5
4.0	97.5	95.5	5.9	97.9	95.9	6.0
5.0	102.3	100.3	7.4	102.7	100.7	7.5
6.0	106.7	104.7	8.9	107.1	105.1	9.0
7.0	107.6	105.6	10.3	107.6	105.6	10.5
8.0	107.6	105.6	11.8	107.6	105.6	12.0
9.0	107.6	105.6	13.3	107.6	105.6	13.5
10.0	107.6	105.6	14.8	107.6	105.6	15.0
11.0	107.6	105.6	16.2	107.6	105.6	16.6
12.0	107.6	105.6	17.7	107.6	105.6	18.1

Mode 1

Standardized wind speed [m/s]	hub height 125 m			hub height 145 m		
	apparent sound power level [dB(A)]		hub height wind speed [m/s]	apparent sound power level [dB(A)]		hub height wind speed [m/s]
	L_{WA} (w/o STE)	L_{WA} (with STE)	v_H	L_{WA} (w/o STE)	L_{WA} (with STE)	v_H
v_s						
3.0	96.0	94.0	4.4	96.0	94.0	4.5
4.0	97.5	95.5	5.9	97.9	95.9	6.0
5.0	102.3	100.3	7.4	102.7	100.7	7.5
6.0	106.7	104.7	8.9	107.1	105.1	9.0
7.0	107.2	105.2	10.3	107.2	105.2	10.5
8.0	107.2	105.2	11.8	107.2	105.2	12.0
9.0	107.2	105.2	13.3	107.2	105.2	13.5
10.0	107.2	105.2	14.8	107.2	105.2	15.0
11.0	107.2	105.2	16.2	107.2	105.2	16.6
12.0	107.2	105.2	17.7	107.2	105.2	18.1

Mode 2

Standardized wind speed [m/s]	hub height 125 m			hub height 145 m		
	apparent sound power level [dB(A)]		hub height wind speed [m/s]	apparent sound power level [dB(A)]		hub height wind speed [m/s]
	L_{WA} (w/o STE)	L_{WA} (with STE)	v_H	L_{WA} (w/o STE)	L_{WA} (with STE)	v_H
v_s						
3.0	96.0	94.0	4.4	96.0	94.0	4.5
4.0	97.5	95.5	5.9	97.9	95.9	6.0
5.0	102.3	100.3	7.4	102.7	100.7	7.5
6.0	106.5	104.5	8.9	106.8	104.8	9.0
7.0	106.8	104.8	10.3	106.8	104.8	10.5
8.0	106.8	104.8	11.8	106.8	104.8	12.0
9.0	106.8	104.8	13.3	106.8	104.8	13.5
10.0	106.8	104.8	14.8	106.8	104.8	15.0
11.0	106.8	104.8	16.2	106.8	104.8	16.6
12.0	106.8	104.8	17.7	106.8	104.8	18.1

Mode 3

Standardized wind speed [m/s]	hub height 125 m			hub height 145 m		
	apparent sound power level [dB(A)]		hub height wind speed [m/s]	apparent sound power level [dB(A)]		hub height wind speed [m/s]
	L_{WA} (w/o STE)	L_{WA} (with STE)	v_H	L_{WA} (w/o STE)	L_{WA} (with STE)	v_H
v_s						
3.0	96.0	94.0	4.4	96.0	94.0	4.5
4.0	97.5	95.5	5.9	97.9	95.9	6.0
5.0	102.3	100.3	7.4	102.7	100.7	7.5
6.0	106.2	104.2	8.9	106.4	104.4	9.0
7.0	106.4	104.4	10.3	106.4	104.4	10.5
8.0	106.4	104.4	11.8	106.4	104.4	12.0
9.0	106.4	104.4	13.3	106.4	104.4	13.5
10.0	106.4	104.4	14.8	106.4	104.4	15.0
11.0	106.4	104.4	16.2	106.4	104.4	16.6
12.0	106.4	104.4	17.7	106.4	104.4	18.1

Mode 4

Standardized wind speed [m/s]	hub height 125 m			hub height 145 m		
	apparent sound power level [dB(A)]		hub height wind speed [m/s]	apparent sound power level [dB(A)]		hub height wind speed [m/s]
	L_{WA} (w/o STE)	L_{WA} (with STE)	v_H	L_{WA} (w/o STE)	L_{WA} (with STE)	v_H
v_s						
3.0	96.0	94.0	4.4	96.0	94.0	4.5
4.0	97.5	95.5	5.9	97.9	95.9	6.0
5.0	102.3	100.3	7.4	102.7	100.7	7.5
6.0	106.0	104.0	8.9	106.0	104.0	9.0
7.0	106.0	104.0	10.3	106.0	104.0	10.5
8.0	106.0	104.0	11.8	106.0	104.0	12.0
9.0	106.0	104.0	13.3	106.0	104.0	13.5
10.0	106.0	104.0	14.8	106.0	104.0	15.0
11.0	106.0	104.0	16.2	106.0	104.0	16.6
12.0	106.0	104.0	17.7	106.0	104.0	18.1

Mode 5

Standardized wind speed [m/s]	hub height 125 m			hub height 145 m		
	apparent sound power level [dB(A)]		hub height wind speed [m/s]	apparent sound power level [dB(A)]		hub height wind speed [m/s]
	L_{WA} (w/o STE)	L_{WA} (with STE)	v_H	L_{WA} (w/o STE)	L_{WA} (with STE)	v_H
v_s						
3.0	96.0	94.0	4.4	96.0	94.0	4.5
4.0	97.5	95.5	5.9	97.9	95.9	6.0
5.0	102.3	100.3	7.4	102.7	100.7	7.5
6.0	105.5	103.5	8.9	105.5	103.5	9.0
7.0	105.5	103.5	10.3	105.5	103.5	10.5
8.0	105.5	103.5	11.8	105.5	103.5	12.0
9.0	105.5	103.5	13.3	105.5	103.5	13.5
10.0	105.5	103.5	14.8	105.5	103.5	15.0
11.0	105.5	103.5	16.2	105.5	103.5	16.6
12.0	105.5	103.5	17.7	105.5	103.5	18.1